


Embracing the History of Its Location, Building Use, and Typical Significations

Buildings are more than just structures; they are repositories of history, culture, and community. Their location, use, and typical significations are all important factors that contribute to their meaning and significance. By understanding the historical context of a building, we can better appreciate its value and make informed decisions about its future.



The Temple of Solomon: Embracing The History of its Location, Building, Use, and Typical Significations, as Understood by Masons and Christians

★★★★☆ 4.3 out of 5

Language : English
File size : 265 KB
Text-to-Speech : Enabled
Screen Reader : Supported
Enhanced typesetting : Enabled
Word Wise : Enabled
Print length : 94 pages
X-Ray for textbooks : Enabled



The Importance of Location

The location of a building can have a profound impact on its use and significance. For example, a building located in a busy commercial district will likely have a different history and set of meanings than a building located in a quiet residential neighborhood. Similarly, a building located on

a historic site may have a greater significance than a building located on a more recent development.

When considering the historical significance of a building, it is important to consider its location in both a physical and cultural context. The physical context includes the surrounding buildings, streets, and other features of the landscape. The cultural context includes the history of the area, the people who have lived there, and the events that have taken place there.

The Changing Use of Buildings

Over time, buildings can change use many times. This can be due to a variety of factors, such as changes in the economy, population, or technology. For example, a building that was once a factory may be converted into a loft apartment or a retail store. A building that was once a school may be converted into a community center or a museum.

When a building is converted to a new use, it is important to consider the historical significance of the building and its original use. This will help to ensure that the new use is compatible with the building's history and that the building's historical character is preserved.

Typical Significations

Certain types of buildings have typical significations associated with them. For example, a church is typically seen as a place of worship, a school is typically seen as a place of learning, and a hospital is typically seen as a place of healing. These significations can be based on the building's architecture, its history, or its use.

When considering the historical significance of a building, it is important to consider the typical significations associated with that type of building. This will help to provide a context for the building's history and use.

Preservation and Adaptive Reuse

Historic buildings are important cultural resources that should be preserved for future generations. There are a number of ways to preserve historic buildings, including adaptive reuse.

Adaptive reuse is the process of converting a historic building to a new use while preserving its historical character. This can be a challenging process, but it can be very rewarding. Adaptive reuse can help to revitalize historic buildings and bring them back into productive use.


Community Engagement

Community engagement is essential to the preservation of historic buildings. By involving the community in the planning process, we can ensure that the community's needs are met and that the historic building is preserved in a way that is compatible with the community's values.

There are a number of ways to engage the community in the preservation of historic buildings. One way is to hold public meetings to discuss the proposed plans. Another way is to create a citizens advisory committee to provide input on the project. By involving the community in the planning process, we can ensure that the community has a say in the future of its historic buildings.

The history of a building is a complex and multifaceted thing. It is shaped by the building's location, use, and typical significations. By understanding


the historical context of a building, we can better appreciate its value and make informed decisions about its future. By preserving historic buildings and engaging the community in the planning process, we can help to ensure that these important cultural resources are preserved for future generations.



The Temple of Solomon: Embracing The History of its Location, Building, Use, and Typical Significations, as Understood by Masons and Christians

★★★★☆ 4.3 out of 5

Language : English
File size : 265 KB
Text-to-Speech : Enabled
Screen Reader : Supported
Enhanced typesetting : Enabled
Word Wise : Enabled
Print length : 94 pages
X-Ray for textbooks : Enabled



Unveiling the Apprehended Vital Truth for the Bride of Christ

In the tapestry of life, where trials and tribulations intertwine, there exists a profound truth that guides the Bride of Christ towards a transformative journey....



Ways To Master The French Cuisine: A Comprehensive Guide to Culinary Excellence

Prepare to embark on an extraordinary culinary adventure as we delve into the exquisite world of French cuisine. This comprehensive guide will...