


# Pokémon GO Guide: Become a Pokémon Master with Our Bonus 30 Tips and Tricks



Pokemon Go: Pokemon Go Guide - BONUS 30 Tips & Tricks (pokemon go, pokemon go guide, pokemon go game, pokemon go book, pokemon go tips, pokemon go for beginners)

★★★★☆ 4 out of 5

Language : English  
File size : 1086 KB  
Text-to-Speech : Enabled  
Screen Reader : Supported  
Enhanced typesetting : Enabled  
Print length : 37 pages  
Lending : Enabled



Welcome, aspiring Pokémon Trainers! Are you ready to embark on an epic adventure in the world of Pokémon GO? Our comprehensive guide is here to help you become a Pokémon Master. With our bonus 30 tips and tricks, you'll elevate your gameplay skills to the next level.

## Chapter 1: The Basics of Pokémon GO

Before diving into the action, let's cover the fundamentals. Learn how to create your Trainer profile, understand the game interface, and master the art of navigating the map.

### Tip 1: Customize Your Trainer

Choose a unique avatar and customize it with stylish clothing and accessories. It's your virtual representation in the Pokémon GO world, so make it stand out!

### **Tip 2: Understand the Game Interface**

Familiarize yourself with the on-screen elements, including the Poké Ball button for catching Pokémon, the Nearby tab to locate nearby Pokémon, and the Profile tab to manage your progress.

### **Tip 3: Navigate the Map Effectively**

Use the map to explore your surroundings and discover PokéStops and Gyms. Learn how to zoom, rotate, and utilize the Search function for specific locations.

## **Chapter 2: Catching Pokémon**

The thrill of Pokémon GO lies in catching elusive creatures. Our tips and tricks will help you become an expert Pokémon catcher.

### **Tip 4: Be Patient and Strategic**

Don't rush into a Pokémon encounter. Observe its behavior and wait for the right moment to throw your Poké Ball.

### **Tip 5: Use Curveballs for Extra XP**

Master the art of throwing curveballs. They provide more experience points and increase your chances of catching rare Pokémon.

### **Tip 6: Utilize Berries to Increase Catch Rate**

Feed Pokémon berries before throwing a Poké Ball. Berries can reduce their escape rate and make them easier to catch.

## **Chapter 3: Training and Evolving Pokémon**

Once you've caught Pokémon, it's time to train them to become stronger. Here's how to optimize their potential.

### **Tip 7: Power Up Pokémon with Stardust and Candy**

Spend Stardust and Candy to increase your Pokémon's stats. Stardust enhances overall power, while Candy powers up specific moves.

### **Tip 8: Evolve Pokémon for New Abilities**

Evolving Pokémon unlocks new moves and increases their combat potential. Keep an eye out for Pokémon with high CP (Combat Power) or IVs (Individual Values).

### **Tip 9: Choose the Right Movesets**

Each Pokémon has unique moves, and choosing the right combination is crucial for success in battle. Consider the type effectiveness and energy consumption of each move.

## **Chapter 4: Battling Pokémon**

Prepare for epic battles in Pokémon GO! Our tips will give you the edge over your opponents.

### **Tip 10: Understand Type Effectiveness**

Learn the type matchups and exploit weaknesses to deal more damage. Each type has strengths and weaknesses against specific types.

### **Tip 11: Dodge Opponent Attacks**

Timing is everything in battle. Tap the dodge button to evade incoming attacks and minimize damage.

### **Tip 12: Utilize Charged Attacks Strategically**

Charged attacks require energy to use. Use them wisely to inflict significant damage and turn the tide of battle.

## **Chapter 5: Exploring the World of Pokémon GO**

Pokémon GO is more than just catching and battling. Explore the game's diverse features and maximize your experience.

### **Tip 13: Claim Daily Bonuses**

Visit PokéStops and Gyms daily to collect valuable items and earn bonuses. Login every day for even more rewards.

### **Tip 14: Spin PokéStops Regularly**

PokéStops are scattered throughout the game world, containing items like Poké Balls, Potions, and Eggs. Spin them as often as possible.

### **Tip 15: Raid Battles for Legendary Pokémon**

Team up with other Trainers in Raid Battles to defeat powerful Legendary Pokémon. These rare encounters offer exclusive rewards.

## **Chapter 6: Advanced Tips and Tricks**

Elevate your Pokémon GO skills to the next level with these exclusive bonus tips and tricks.

### **Tip 16: Use Incense and Lures to Attract Pokémon**

Incense and Lures attract Pokémon to your location. Use them strategically to encounter rare or desired Pokémon.

### **Tip 17: Track Pokémon with Nearby Tab**

The Nearby tab shows the distance to nearby Pokémon. Use it to efficiently complete your Pokédex or catch specific Pokémon.

### **Tip 18: Optimize Egg Hatching**

Place Eggs in Incubators and walk to hatch them. Use Super Incubators to speed up the hatching process.

### **Tip 19: Join a Gym for Team Benefits**

Choose a team and join a Gym. You'll gain access to Team bonuses, Gym rewards, and a sense of community.

### **Tip 20: Participate in Special Events**

Pokémon GO hosts regular events offering unique Pokémon, bonuses, and themed challenges. Participate in these events to enhance your gameplay experience.

### **Tip 21: Use Lucky Eggs to Double XP**

Activate a Lucky Egg before performing actions that earn experience points. This doubles the amount of XP you receive.

### **Tip 22: Trade Pokémon with Friends**

Trade Pokémon with friends to complete your Pokédex, gain experience points, and increase your Stardust.

### **Tip 23: Utilize AR Mode for Immersive Gameplay**

Enable AR mode to overlay Pokémon into your real-world environment. This enhances the immersion and provides a more realistic playing experience.

### **Tip 24: Keep Track of Weather Boosts**

Weather conditions can affect Pokémon spawns and boost their stats. Check the weather forecast to optimize your hunting strategy.

### **Tip 25: Optimize Poké Ball Usage**

Choose the right type of Poké Ball for each Pokémon. Great Balls and Ultra Balls have higher catch rates, but they're also more expensive.

### **Tip 26: Use Razz Berries on Fleeing Pokémon**

If a Pokémon is about to flee, feed it a Razz Berry to calm it down and increase your chance of catching it.

### **Tip 27: Participate in Research Tasks**

Complete Research Tasks to earn rewards and progress in the game. These tasks can be challenging, but they offer valuable rewards.

### **Tip 28: Take Advantage of Buddy System**

Choose a Buddy Pokémon to walk with you. Walking with your Buddy increases your friendship level, unlocks bonuses, and earns you Candy.


### **Tip 29: Battle Other Trainers in PvP**

Challenge other Trainers to PvP battles. PvP battles test your skills and offer unique rewards, such as Stardust and Battle Points.

## Tip 30: Stay Updated with Game News

Follow official Pokémon GO channels and social media accounts to stay informed about new features, events, and updates.

Congratulations, aspiring Pokémon Trainer! With our comprehensive guide and bonus 30 tips and tricks, you're well-equipped to become a Pokémon Master. Remember to embrace the spirit of adventure, engage with fellow Trainers, and have endless fun in the world of Pokémon GO!




### Pokemon Go: Pokemon Go Guide - BONUS 30 Tips & Tricks (pokemon go, pokemon go guide, pokemon go game, pokemon go book, pokemon go tips, pokemon go for beginners)

★★★★☆ 4 out of 5

Language : English  
File size : 1086 KB  
Text-to-Speech : Enabled  
Screen Reader : Supported  
Enhanced typesetting : Enabled  
Print length : 37 pages  
Lending : Enabled





## **Unveiling the Apprehended Vital Truth for the Bride of Christ**

In the tapestry of life, where trials and tribulations intertwine, there exists a profound truth that guides the Bride of Christ towards a transformative journey....



## **Ways To Master The French Cuisine: A Comprehensive Guide to Culinary Excellence**

Prepare to embark on an extraordinary culinary adventure as we delve into the exquisite world of French cuisine. This comprehensive guide will...