


# The Bride Guide To Glow: A Comprehensive Guide to Looking and Feeling Your Best on Your Wedding Day

Your wedding day is one of the most important days of your life. You want to look and feel your best, both inside and out. The Bride Guide To Glow is the ultimate guide to achieving a radiant glow on your big day.



## The Bride's Guide to Glow: Everything you need for beautiful skin on your big day

★★★★★ 5 out of 5

Language : English  
File size : 5490 KB  
Text-to-Speech : Enabled  
Screen Reader : Supported  
Enhanced typesetting : Enabled  
Word Wise : Enabled  
Print length : 128 pages  
Lending : Enabled



This comprehensive guide covers everything from skincare and makeup tips to hair and fitness advice. You'll learn how to get a flawless complexion, create a stunning makeup look, and style your hair perfectly. You'll also find tips on how to get in shape for your wedding day and how to manage stress.

The Bride Guide To Glow is written by a team of experts in the beauty and wellness industry. They have years of experience helping brides look and

feel their best on their wedding day. With their help, you can achieve the glow you've always dreamed of.

## **Part 1: Skincare**

Your skincare routine is essential for achieving a flawless complexion on your wedding day. In Part 1 of *The Bride Guide To Glow*, you'll learn how to cleanse, exfoliate, and moisturize your skin. You'll also find tips on how to treat common skin concerns, such as acne, wrinkles, and dark circles.

### **Chapter 1: Cleansing**

Cleansing is the first step in any skincare routine. It removes dirt, oil, and makeup from your skin, leaving it feeling refreshed and clean. There are many different types of cleansers available, so it's important to choose one that is right for your skin type.

If you have oily skin, you'll want to choose a cleanser that is designed to remove excess oil. If you have dry skin, you'll want to choose a cleanser that is gentle and hydrating. You should also avoid using harsh cleansers that can strip your skin of its natural oils.

### **Chapter 2: Exfoliating**

Exfoliating is the process of removing dead skin cells from the surface of your skin. This helps to improve your skin's texture and radiance. There are two main types of exfoliators: physical and chemical.

Physical exfoliators use small particles to scrub away dead skin cells. Chemical exfoliators use acids to dissolve dead skin cells. Both types of exfoliators can be effective, but it's important to choose one that is right for your skin type.

## **Chapter 3: Moisturizing**

Moisturizing is essential for keeping your skin hydrated and healthy. It helps to protect your skin from the elements and prevents it from becoming dry and flaky. There are many different types of moisturizers available, so it's important to choose one that is right for your skin type.

If you have oily skin, you'll want to choose a moisturizer that is oil-free and non-comedogenic. If you have dry skin, you'll want to choose a moisturizer that is rich and emollient. You should also apply moisturizer to your body as well as your face.

## **Part 2: Makeup**

Makeup can help you to create a beautiful and polished look on your wedding day. In Part 2 of *The Bride Guide To Glow*, you'll learn how to choose the right makeup products for your skin tone and wedding style. You'll also find step-by-step instructions for creating a variety of makeup looks, from natural to glamorous.

## **Chapter 4: Choosing the Right Makeup Products**

The first step to creating a beautiful makeup look is choosing the right products. When choosing makeup, it's important to consider your skin tone, wedding style, and personal preferences.

If you have fair skin, you'll want to choose makeup products that are light and natural. If you have dark skin, you can wear more dramatic makeup looks. If you're having a traditional wedding, you'll want to choose makeup that is classic and timeless. If you're having a more modern wedding, you can experiment with more trendy makeup looks.

## Chapter 5: Creating a Natural Makeup Look

A natural makeup look is perfect for brides who want to enhance their natural beauty. To create a natural makeup look, start with a light foundation or BB cream. Then, apply a light dusting of powder to set your foundation. Next, apply a natural eyeshadow palette to your eyes. Finally, finish your look with a nude lip color.


## Chapter 6: Creating a Glamorous Makeup Look

A glamorous makeup look is perfect for brides who want to make a statement on their wedding day. To create a glamorous makeup look, start with a full-coverage foundation. Then, apply a shimmery eyeshadow palette to your eyes. Next, line your eyes with a black liquid liner. Finally, finish your look with a bold lip color.

## Part 3: Hair

Your hair is an important part of your overall wedding day look. In Part 3 of The Bride Guide To Glow, you'll learn how to style your hair for your wedding day. You'll also find tips on how to care for your hair in the weeks leading up to your wedding.

## Chapter 7: Choosing the Right Hairst




### The Bride's Guide to Glow: Everything you need for beautiful skin on your big day

★★★★★ 5 out of 5

Language : English  
File size : 5490 KB  
Text-to-Speech : Enabled  
Screen Reader : Supported  
Enhanced typesetting : Enabled  
Word Wise : Enabled

Print length : 128 pages  
Lending : Enabled



## Unveiling the Apprehended Vital Truth for the Bride of Christ

In the tapestry of life, where trials and tribulations intertwine, there exists a profound truth that guides the Bride of Christ towards a transformative journey....



## Ways To Master The French Cuisine: A Comprehensive Guide to Culinary Excellence

Prepare to embark on an extraordinary culinary adventure as we delve into the exquisite world of French cuisine. This comprehensive guide will...