


# The Smart Consumer Guide To Water Heaters

If you're not comfortable installing your water heater yourself, you can hire a plumber to do it for you. However, if you're handy and have some basic plumbing skills, you can install your water heater yourself.

The first step is to turn off the water supply to your home. Then, you need to disconnect the old water heater and remove it from its location. Once the old water heater is removed, you can install the new water heater. Be sure to follow the manufacturer's instructions carefully.

Once the new water heater is installed, you need to turn on the water supply and check for leaks. If there are no leaks, you can turn on the gas or electricity to your water heater.



## Even Flow: The Smart Consumer's Guide to Water Heaters

★★★★☆ 4 out of 5

Language : English  
File size : 128 KB  
Text-to-Speech : Enabled  
Screen Reader : Supported  
Enhanced typesetting : Enabled  
Print length : 32 pages  
Lending : Enabled



Once your water heater is installed, you need to maintain it regularly to keep it running efficiently. Here are a few tips for maintaining your water

heater:

- Flush your water heater once a year to remove sediment.
- Check the anode rod every year and replace it if it's corroded.
- Insulate your water heater to improve its efficiency.
- If your water heater is making strange noises, call a plumber to have it inspected.

Even the best-maintained water heaters can develop problems from time to time. Here are a few common water heater problems and how to troubleshoot them:


- **No hot water:** Check the circuit breaker or fuse to make sure that the water heater is getting power. If the circuit breaker or fuse is tripped, reset it. If the water heater is still not getting power, call a plumber.
- **Not enough hot water:** If you're not getting enough hot water, the water heater may be too small for your needs. You can try increasing the temperature setting on the water heater, but if that doesn't work, you may need to Free Download a larger water heater.
- **Water heater is leaking:** If your water heater is leaking, it's important to fix the leak as soon as possible. A small leak can quickly turn into a major problem. You can try tightening the nuts and bolts on the water heater, but if that doesn't stop the leak, you may need to call a plumber.

Water heaters are an essential part of any modern home, but they can also be a major source of confusion and frustration for homeowners. With so

many different types of water heaters on the market, it can be difficult to know which one is right for you. And if your water heater ever breaks down, it can be a major inconvenience and expense.

The Smart Consumer Guide To Water Heaters is the ultimate resource for homeowners who want to learn more about water heaters. This comprehensive guide covers everything from choosing the right type of water heater for your needs to troubleshooting common problems.

**Alt attribute for the image:** A photo of a water heater being installed by a plumber.



## Even Flow: The Smart Consumer's Guide to Water Heaters


★★★★☆ 4 out of 5

Language : English  
File size : 128 KB  
Text-to-Speech : Enabled  
Screen Reader : Supported  
Enhanced typesetting : Enabled  
Print length : 32 pages  
Lending : Enabled

FREE

DOWNLOAD E-BOOK





## **Unveiling the Apprehended Vital Truth for the Bride of Christ**

In the tapestry of life, where trials and tribulations intertwine, there exists a profound truth that guides the Bride of Christ towards a transformative journey....



## **Ways To Master The French Cuisine: A Comprehensive Guide to Culinary Excellence**

Prepare to embark on an extraordinary culinary adventure as we delve into the exquisite world of French cuisine. This comprehensive guide will...