


# Ultimate Guide to Customizing Your Galaxy Smartphone: Unlock Its True Potential

Your Galaxy smartphone is a powerful tool that can be customized to fit your unique style and needs. With a few simple tweaks, you can make your phone more personal, more efficient, and more fun to use.



## An updated Samsung Galaxy S22, S22 plus, and S22 Ultra Manual: A User friendly guide to help customize your Galaxy smartphones

★★★★★ 5 out of 5

Language : English  
File size : 252 KB  
Text-to-Speech : Enabled  
Screen Reader : Supported  
Enhanced typesetting : Enabled  
Print length : 63 pages  
Lending : Enabled



This guide will show you how to customize every aspect of your Galaxy smartphone, from the home screen to the camera and beyond. Whether you're a new user or an experienced power user, you'll find something new and exciting in this guide.

### Home Screen Customization

The home screen is the first thing you see when you turn on your phone, so it's important to make it personal and efficient. Here are a few tips for customizing your home screen:

- **Change the wallpaper:** Choose a wallpaper that reflects your personality or style. You can find free wallpapers online or use your own photos.
- **Add widgets:** Widgets are small apps that can be placed on your home screen to provide quick access to information and functionality. Some popular widgets include the weather widget, the calendar widget, and the music widget.
- **Create folders:** Folders help you to organize your apps and keep your home screen tidy. To create a folder, simply drag one app icon onto another.
- **Customize the app drawer:** The app drawer is where all of your apps are stored. You can customize the app drawer by changing the sort order, Free Download, hiding apps, and creating custom folders.

## Camera Customization

The Galaxy smartphone has a powerful camera that can take stunning photos and videos. Here are a few tips for customizing the camera:

- **Change the shooting mode:** The shooting mode determines the camera's settings and functionality. There are a variety of shooting modes to choose from, including auto mode, manual mode, and panorama mode.
- **Adjust the exposure:** The exposure setting controls the amount of light that enters the camera. You can adjust the exposure to make your photos brighter or darker.

- **Change the focus:** The focus setting determines what part of the image is in focus. You can change the focus to create different effects, such as blurring the background or focusing on a specific object.
- **Use filters:** Filters can be used to add different effects to your photos, such as making them look vintage or black and white.


## Other Customization Options

In addition to the home screen and the camera, there are a number of other aspects of your Galaxy smartphone that you can customize. Here are a few examples:

- **Notifications:** You can customize the notifications that you receive from your apps. You can choose to receive notifications for all apps, only certain apps, or no apps at all.
- **Sounds:** You can customize the sounds that your phone makes. You can change the ringtone, the notification sound, and the alarm sound.
- **Theme:** You can change the theme of your phone to give it a different look and feel. There are a variety of themes to choose from, including free themes and paid themes.
- **Accessibility:** You can customize the accessibility features of your phone to make it easier to use. There are a variety of accessibility features to choose from, including screen magnification, text-to-speech, and closed captions.

Customizing your Galaxy smartphone is a great way to make it more personal, more efficient, and more fun to use. With a few simple tweaks, you can transform your phone into a device that perfectly suits your needs.


So what are you waiting for? Start customizing your Galaxy smartphone today!



## An updated Samsung Galaxy S22, S22 plus, and S22 Ultra Manual: A User friendly guide to help customize your Galaxy smartphones

★★★★★ 5 out of 5

Language : English  
File size : 252 KB  
Text-to-Speech : Enabled  
Screen Reader : Supported  
Enhanced typesetting : Enabled  
Print length : 63 pages  
Lending : Enabled



## Unveiling the Apprehended Vital Truth for the Bride of Christ

In the tapestry of life, where trials and tribulations intertwine, there exists a profound truth that guides the Bride of Christ towards a transformative journey....



## **Ways To Master The French Cuisine: A Comprehensive Guide to Culinary Excellence**

Prepare to embark on an extraordinary culinary adventure as we delve into the exquisite world of French cuisine. This comprehensive guide will...