


Winter Neighborhood Climate Can Be Bitterly Cold And Residence Proprietors Rely



THE BEST FURNACE INSTALLATION PROCESSING:
Winter neighborhood climate can be bitterly cold, and residence proprietors rely on a reliable furnace to keep ... indoor surroundings warmness and comfortable

★★★★★ 5 out of 5

Language : English
File size : 416 KB
Text-to-Speech : Enabled
Screen Reader : Supported
Enhanced typesetting : Enabled
Print length : 21 pages
Lending : Enabled



Winter is a beautiful time of year with its crisp air, snow-covered landscapes, and cozy fires. However, it can also be a challenging time for homeowners, especially in areas with extreme cold weather. The harsh conditions can take a toll on your home's exterior and interior, leading to costly repairs if not properly maintained. In this article, we will provide comprehensive tips for protecting your home from winter's wrath and ensuring it remains comfortable and safe throughout the season.

Exterior Maintenance

Roof Inspection and Maintenance

Your roof is one of the most important parts of your home, and it is especially vulnerable to winter damage. Snow and ice can accumulate on the roof, causing it to sag or collapse. It is crucial to have your roof inspected before winter and to make any necessary repairs. You should also remove snow and ice from your roof regularly to prevent it from becoming too heavy.



Gutter and Downspout Cleaning

Gutters and downspouts play a vital role in directing water away from your home. If they become clogged with leaves, snow, or ice, water can back up and cause damage to your roof, siding, and foundation. Make sure to clean your gutters and downspouts regularly, especially before and during winter.



Siding and Window Maintenance

Winter weather can also damage your home's siding and windows. Cold temperatures can cause siding to crack or warp, and strong winds can blow rain or snow into your windows, leading to water damage. Inspect your siding and windows regularly for any signs of damage, and make repairs as needed. You can also apply a sealant to your siding to protect it from the elements.



Driveway and Walkway Maintenance


Snow and ice can make your driveway and walkways slippery and dangerous. To prevent falls, it is important to keep these areas clear. You can shovel snow and ice manually or use a snowblower. You can also apply salt or sand to provide traction.



Interior Maintenance

Heating System Maintenance

A reliable heating system is essential for keeping your home warm and comfortable during winter. Before the cold weather arrives, have your heating system inspected and serviced by a qualified technician. This will help to ensure that your system is operating efficiently and safely.



Insulation

Proper insulation is crucial for keeping your home warm in winter. If your home is not properly insulated, you will lose heat through the walls, roof, and windows. This can lead to higher energy bills and discomfort. Consider adding insulation to your attic, walls, and basement to improve the energy efficiency of your home.



Moisture Control

Excess moisture can cause a number of problems in your home during winter, including mold growth, mildew, and rot. To prevent these problems, it is important to control the moisture levels in your home. You can do this by using a dehumidifier, opening windows to ventilate, and fixing any leaks.



Fire Safety

Winter is a time when the risk of house fires increases. To reduce the risk of a fire in your home, follow these safety tips:

- Keep candles away from flammable materials.
- Do not overload electrical outlets.

- Inspect your fireplace or wood stove regularly for any signs of damage.
- Have a fire extinguisher on hand and know how to use it.
- Create a fire escape plan and practice it with your family.

Additional Tips


In addition to the tips outlined above, here are a few additional things you can do to prepare your home for winter:

- Seal any cracks or gaps around windows and doors to prevent drafts.
- Cover your outdoor faucets to prevent them from freezing.
- Stock up on firewood or other heating fuel.
- Have a winter emergency kit on hand in case of a power outage or other emergency.
- Be aware of the weather forecast and take precautions if a storm is approaching.

By following these tips, you can help to protect your home from winter's harsh conditions and ensure that it remains comfortable and safe throughout the season. Remember to inspect your home regularly for any signs of damage, and make repairs as needed. With proper maintenance, your home will be able to withstand the challenges of winter and provide you with a warm and welcoming retreat.

Copyright © 2023 Winter Home Maintenance. All rights reserved.


**THE BEST FURNACE INSTALLATION PROCESSING:
Winter neighborhood climate can be bitterly cold, and**



residence proprietors rely on a reliable furnace to keep ... indoor surroundings warmness and comfortable

★★★★★ 5 out of 5

Language : English
File size : 416 KB
Text-to-Speech : Enabled
Screen Reader : Supported
Enhanced typesetting : Enabled
Print length : 21 pages
Lending : Enabled



Unveiling the Apprehended Vital Truth for the Bride of Christ

In the tapestry of life, where trials and tribulations intertwine, there exists a profound truth that guides the Bride of Christ towards a transformative journey....



Ways To Master The French Cuisine: A Comprehensive Guide to Culinary Excellence

Prepare to embark on an extraordinary culinary adventure as we delve into the exquisite world of French cuisine. This comprehensive guide will...

